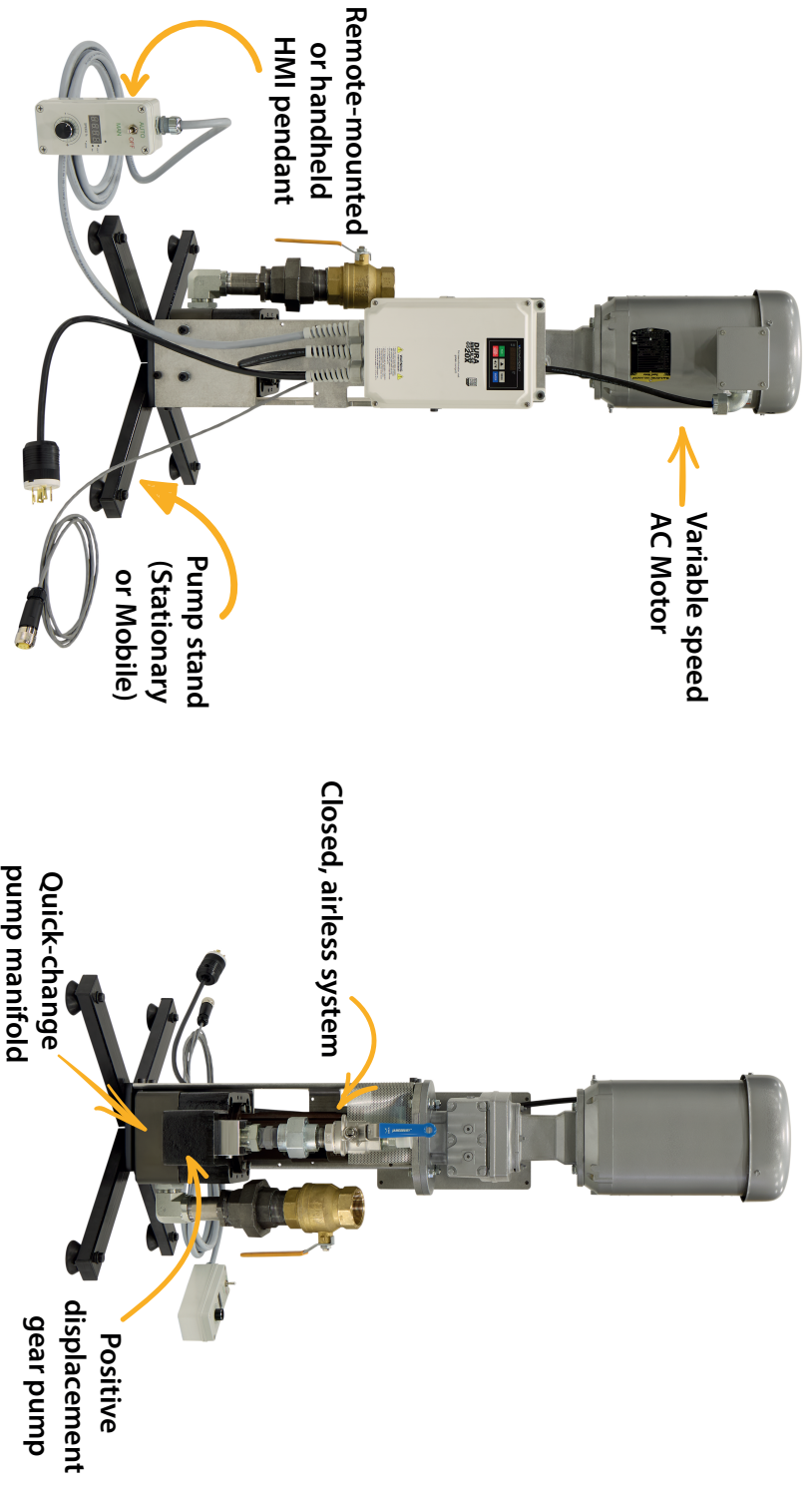




Introducing the *Uniflow* ACUPUMP™

A single-component, liquid polyurethane (LPU) adhesive system - your ultimate solution for seamless, efficient and cost effective adhesive applications.



Innovative Gear Pump Technology Unlike traditional air-driven pump systems, the ACUPUMP™ uses a gear pump for a consistent, non-pulsating flow. It's quiet, responsive, and equipped with a pressure transducer and gauge to monitor and adjust inlet pressure effortlessly.

Easy Control with the Pendant Adjust the pressure set point with ease using the hand-held pendant, which can be conveniently mounted near the point of application or another point of convenience with a long cord. The pump speed automatically adjusts to maintain the desired pressure, ensuring consistent adhesive coverage as dispensing nozzles are cycled on and off.

Fine-Tune with Precision Achieve the perfect coating weight with the rotary dial on the pendant. The digital display makes it simple to set and repeat specific settings, ensuring the best results every time.

Minimal Maintenance, Maximum Efficiency The ACUPUMP™ is built to last with almost zero maintenance. After around 2000 hours of operation, a simple pump swap is all it takes to keep it running smoothly. Pumps can be switched in as little as 5-10 minutes – simply close the valves, disconnect the couplings, unplug the pendant, and reverse the process with a new pump.

This powerhouse is built to not just meet, but exceed the performance of any other adhesive system in its class. Specifically crafted for the engineered wood market, the ACUPUMP™ delivers unmatched accuracy and durability, ensuring your products are produced efficiently and reliably. Say goodbye to ordinary air-operated pumps and say hello to extraordinary performance!

Key Benefits:

• Minimize Waste

- Smooth, Consistent Dispensing with Zero Pulsation

• Quiet Operation

- No more annoying and loud pump noises

• Maximize Uptime

- Virtually no maintenance
- Long lasting, Wear-Resistant Components
- Easy to service
- No oils, lubricants, or pump packings required

Technical Specifications:

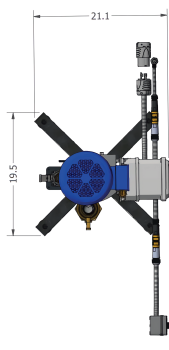
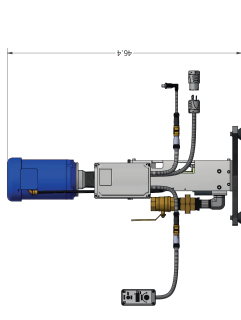
Pump Rate: up to 25 L/min

Electrical: 240VAC, 1 phase or 3 phase

Air: None

Fluid Connections: JIC, NPT or Barbed; ½" to 2" ID

Dimensions (with pump stand): 19.5" W X 21.1" D X 46.4" H (496mm W X 536mm D X 1179 mm H)



CONTACT UNIFLOW:

7516 Whitepine Road
Richmond, VA 23237

Phone: 804-271-6979
sales@uniflow.works

UNIflow®